

# Tuscarawas County Job & Family Services

## 2013 Annual Report

Fiscal year 2013 began a time of many agency changes.

In 2012, Veronica Spidell (Social Services Supervisor) applied for a Little Tykes grant which would provide our agency with new playground equipment. Her grant request was approved, and she began the process of planning for the day this new playground could be installed. These new playground pieces replaced the old, broken down pieces that had been there for years. On October 13, 2012, with the assistance of close to 100 community volunteers, we were able to put this playground together in just one day!

Now, when families come together for visits, they are able to enjoy outside activities on this new playground. It has been a wonderful asset to our visitation program.

In 2012, the agency began preparing for the retirement of all four of the income maintenance supervisors. In 2013, all four were replaced by promoting workers currently on staff. Between July 1, 2012 and June 30, 2013, we had four retirements, five resignations, and hired six people from outside our agency. At the end of 2012, we had a staff of only 80. That was the lowest it had been in over 15 years. The cases were growing, our agency was losing experienced staff, and there were new programs and rules being implemented. Through it all, though, the staff continued to work diligently to provide services to our community.



We look forward to continuing our mission to assist those in our community in need of services to achieve safety, security, and self-sufficiency.



TCJFS helps children, families, and adults achieve and maintain safety, security, and self-sufficiency.

# PUBLIC ASSISTANCE

## CASH ASSISTANCE, FOOD ASSISTANCE, AND FRAUD PROGRAMS

In 2012, Tuscarawas County had an average of 92,000 citizens. Our unemployment rate went from a low of 5.7 to a high of 8.4 between July 2012 and July 2013. Roughly 6.6% of our population was without employment. The most recent Census Bureau facts from 2011 show that **13.7%** of our county residents **lived below the poverty level**. Over 40% of our residents are below 18 or over 65 years old, leaving almost 60% who are workforce eligible.

Eligibility workers processed an average of 306 **cash assistance** cases per month, providing assistance to over **600** people within those cases. Cash assistance was also paid out for 305 child-only cases wherein only the child received cash assistance. Including the amount of disability assistance, the eligibility workers processed **\$1,477,611.00** worth of **cash assistance benefits**.

Three agency phone workers processed an average of 171 phone calls per day. They answered questions, looked up information, and recorded changes being made to a client's case.

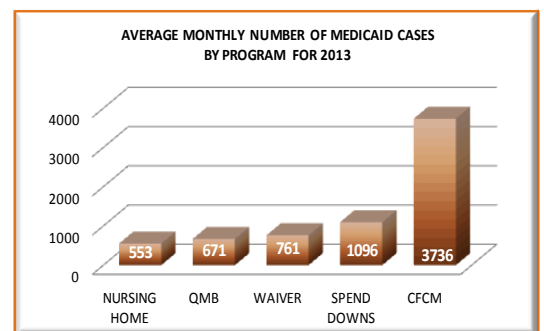
Families can apply for only **food assistance** if they have income over the cash assistance eligibility limits to help provide food for their families.

Eligibility workers processed almost **6,000 cases per month** to assist those families with food assistance. Last year, Tuscarawas County residents were assisted with **\$18,482,931.00**. Eligible recipients use an EBT card (which is similar to a credit card) and it loads their benefits automatically each month. Some food assistance recipients are required to participate in a **work activity program** in order to receive benefits. Tuscarawas County businesses cooperate with Job & Family Services to allow recipients to work off their benefits at their places of business. The recipients **completed 27,151 hours** last year, and **73** of those recipients **became employed** as a result of participating in the work activity program. If the client does not complete assigned duties, they can be sanctioned and their benefits can be terminated.

The agency works diligently to discover and correct fraud issues. There were **99 cases** processed and **\$187,435.36 was collected** in overpayment recoupments last year. Our IEVS worker is processing the State's employment matches at **98%**. These matches provide information about employment that is not reported by clients.

## MEDICAL ASSISTANCE

The agency operates a **Non-Emergency Transportation** program which provides transportation for those receiving medical assistance to get to their medical appointments. We also contract with other agencies to provide transportation. There were over **29,000 trips** made involving more than 4900 people in FY 2013. A total of **715,501 miles** were traveled at a cost of **\$547,970.00** for this program.



### AGENCY SERVICES

#### INCOME MAINTENANCE

Cash Assistance

Food Assistance

Medicaid Assistance

Fraud

#### CHILDREN SERVICES

Child Protective

Adult Protective

Case Management

Foster/Adoption

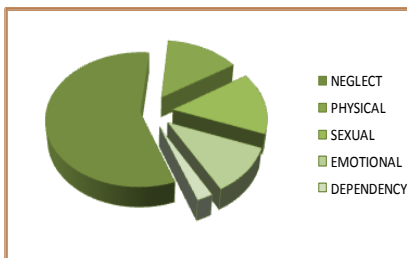
#### DAYCARE ASSISTANCE

#### NON-EMERGENCY TRANSPORTATION

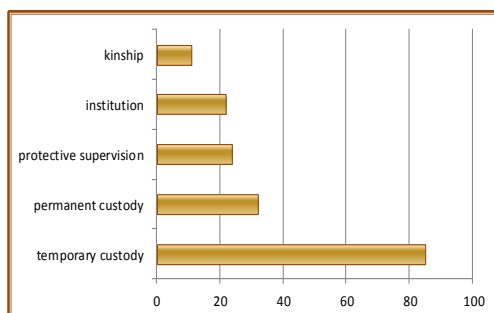
#### KINSHIP SERVICES

# CHILDREN SERVICES

The **Intake Unit** of Children Services received **1575 calls** regarding the abuse and/or neglect of a child. Most of the reports were due to neglect. Those cases involved 1210 children and 1171 adults.



The **Case Management** Units work with the families whose children have been removed or are under protective supervision. There was an average of **95 children in care monthly** during FY 2013. The chart shows the number of children placed in the different types of placements on an average monthly basis.



Kinship providers are family members who obtain custody of the children so the children don't go into foster care. Last year, there were **50 kinship families** who were assisted with **\$29,150** to help offset the cost of those **60 children** being placed into their homes.

Tuscarawas County has an average of **16 foster homes** to use when placing a child which comes into our custody. Most of the children who were in foster care had to be placed out of our county due to not having an available home in our county.

There were **43 children adopted** into permanent homes during FY 2013.

The average **cost of housing** these children in foster care was **\$250,331.75 per month**.

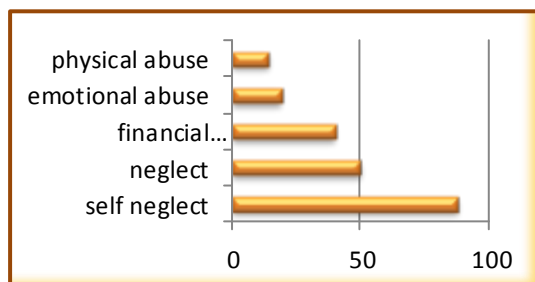
If you are interested in becoming a foster parent, classes are held each fall at our agency.

Foster parents are required to attend training to keep their licenses updated.

Many families choose to foster before adopting.

## ADULT PROTECTIVE

The State provides a **yearly stipend** to operate Adult Protective Services of **\$3,688.00**. The rest of the cost to operate our Adult Protective Services program is paid for by local funding. The agency employs one full-time worker. He received **211 reports** for FY 2013 and **139 of those were investigated**. The other reports were taken as an information/referral report.



## COMMUNITY MEMBERS

### TUSCARAWAS COUNTY BOARD OF COMMISSIONERS

Kerry Metzger  
Chris Abbuhl  
Belle Everett

### TUSCARAWAS COUNTY PLANNING COMMITTEE MEMBERS

Michelle Tope  
Traci Berry  
Rindy Brace  
Pat Comanitz  
Amy Dotts  
Connie Finton  
Janet Gore  
Michael Harrington  
Alison Kerns  
Chuck Lorenz  
Jennifer Meek-Eells  
Scott Robinson  
Jim Seldenright



## CHILDREN SERVICES ADMINISTRATIVE COSTS

State Operating Costs	\$49,619.00
Federal Social Services (Title XX Base)	\$234,669.26
Title XX TANF Transfer	\$573,415.00
Title IV-B	\$68,415.00
State Child Protective	\$341,638.00
Chaffee (Independent Living)	\$43,854.00
Child Care Non-Administration	\$68,022.00
Adult Protective Services	\$3,688.00
Child Care Administration	\$49,470.00
Title IV-E Administrative & Training (IV-E New Money)	\$15,851.00
<b>TOTAL</b>	<b>\$1,448,641.26</b>

## CHILDREN SERVICES PROGRAM EXPENSES

Child Abuse Prevention	\$2000.00
Emergency Services Assistance	\$44,447.00
Post-Adoption Services	\$22,215.25
Kinship Permanency Incentive	\$29,150.00
Subsidized Adoptions	\$267,925.26
Foster Care	\$3,003,980.99
Alternative Response	\$225.00
Caseworker Visits	\$5,944.00
<b>TOTAL</b>	<b>\$3,375,887.50</b>

Tuscarawas County paid out \$213,925.26 of the \$267,925.26 spent for subsidized adoptions in 2013.

## KINSHIP PERMANENCY INCENTIVE PROGRAM (KPI)

- KPI provides limited financial assistance to income eligible kin caring for minor children placed in their legal and physical custody. KPI funding went to families caring for 60 children totaling \$29,150.00.
- Kinship Resource Handbooks are available on our website.
- TCJFS Kinship Standards were added to the services accredited through the Council on Accreditation.

### PUBLIC ASSISTANCE ADMINISTRATIVE COSTS

Medicaid	\$598,511.00
Food Assistance	\$718,636.14
Health Chek	\$65.00
Disability Assistance	\$380.50
Food Assistance Employment & Training (FAET)	\$32,468.00
ADC/DA/MED Incentive	\$1,807.17
TANF	\$572,706.00
TANF Admin	\$1,071,500.00
<b>TOTAL</b>	<b>\$2,996,073.81</b>

### PUBLIC ASSISTANCE ISSUED BENEFITS

		LOCAL	STATE	FEDERAL
Ohio Works First (OWF) Cases	\$1,370,972.00	6%	44%	50%
OWF Work Allowance	\$25,481.00	6%	44%	50%
Food Assistance	\$18,482,931.00			100%
Disability Assistance	\$81,158.00	25%	75%	
<b>TOTAL</b>	<b>\$19,960,542.00</b>			
<b>NON-EMERGENCY TRANSPORTATION</b>				
<b>TOTAL</b>				<b>\$547,970.00</b>

### TEMPORARY ASSISTANCE FOR NEEDY FAMILIES

Prevention, Retention, Contingency (PRC)	\$11,686.95
TANF Transportation	\$60.00
TANF Summer Youth	\$329,270.00
Supervised Visitation	\$32,953.42
TANF Work Allowance	\$25,358.00
Child-Family-Adult Community Protective Services	\$124,311.00
<b>TOTAL TANF</b>	<b>\$523,639.37</b>



#### CONTACT US:

TUSCARAWAS COUNTY JOB & FAMILY SERVICES  
389 — 16TH STREET SW  
NEW PHILADELPHIA OH 44663

PHONE: 330-339-7791  
TOLL FREE: 1-800-431-2347  
FAX: 330-339-6388  
E-MAIL: HELP@TCJFS.ORG  
WEBSITE: WWW.TCJFS.ORG